

RICORDATI LE BUONE REGOLE



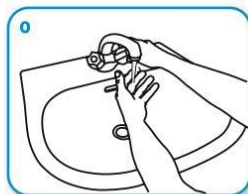
Come lavarsi le mani con acqua e sapone?



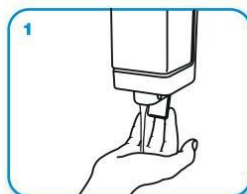
LAVA LE MANI CON ACQUA E SAPONE, SOLTANTO SE VISIBILMENTE SPORCHE! ALTRIMENTI, SCEGLI LA SOLUZIONE ALCOLICA!



Durata dell'intera procedura: **40-60 secondi**



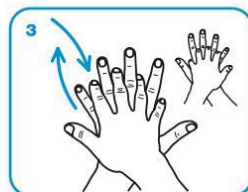
0 Bagna le mani con l'acqua



1 applica una quantità di sapone sufficiente per coprire tutta la superficie delle mani



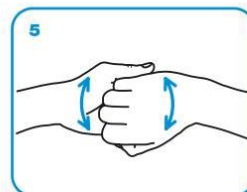
2 friziona le mani palmo contro palmo



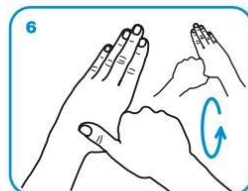
3 il palmo destro sopra il dorso sinistro intrecciando le dita tra loro e viceversa



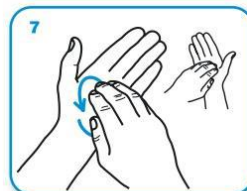
4 palmo contro palmo intrecciando le dita tra loro



5 dorso delle dita contro il palmo opposto tenendo le dita strette tra loro



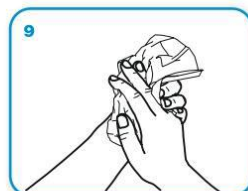
6 frizione rotazionale del pollice sinistro stretto nel palmo destro e viceversa



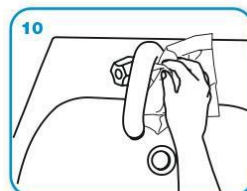
7 frizione rotazionale, in avanti ed indietro con le dita della mano destra strette tra loro nel palmo sinistro e viceversa



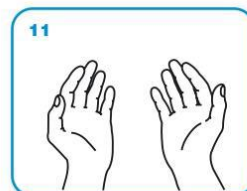
8 Risciacqua le mani con l'acqua



9 asciuga accuratamente con una salvietta monouso



10 usa la salvietta per chiudere il rubinetto



11 ...una volta asciutte, le tue mani sono sicure.

**WORLD ALLIANCE
for PATIENT SAFETY**

WHO acknowledges the Hôpitaux Universitaires de Genève (HUG), in particular the members of the Infection Control Programme, for their active participation in developing this material.
October 2006, version 1.



All reasonable precautions have been taken by the World Health Organization to verify the information contained in this document. However, the published material is being distributed without warranty of any kind, either expressed or implied. The responsibility for the interpretation and use of the material lies with the reader. In no event shall the World Health Organization be liable for damages arising from its use.

Design: mediamarketing